



















**PRESTIGE WINDOW FASHIONS  
COMPONENTS REQUEST FORM**

**ROLLER SHADES**

<p><b>Shade pulls</b></p>  <p>Quantity _____ Pull Number _____</p>	<p><b>Clear hold downs</b></p>  <p>Quantity _____ <b>PART # GEN-001 VOL I</b></p>	<p><b>Spacer blocks</b></p>  <p>Quantity _____ <b>PART# GEN-023</b></p>	<p><b>Bead chain with Box Connector</b></p>  <p>Qty _____ Length _____ Color _____</p>	<p><b>Clutch control</b> (Cont. Loop mech.) Small <input type="checkbox"/> Large <input type="checkbox"/> (Include: clutch cover only NO bead chain)</p>  <p>Quantity _____ Color _____</p>
<p><b>Clutch control</b> (Cont loop mech.) Small <input type="checkbox"/> Large <input type="checkbox"/> (Include: clutch cover and bead chain)</p>  <p>Quantity _____ Material # _____ Length _____</p>	<p><b>End-plug</b> (Cont. loop) Small <input type="checkbox"/> Large <input type="checkbox"/></p>  <p>Quantity _____ Fabric # _____ Width of shade _____</p>	<p><b>Cord Guide/ cleats</b> (Cont. Loop)</p>  <p>Quantity _____ <b>PART #GEN-003</b></p>	<p><b>Metal Hem end-cap</b> (Black or white)</p>  <p>Quantity _____ <b>PART# ROLL-101 - BLK</b> <b>PART# ROLL-101 - WHT</b></p>	<p><b>"Spring Roller" Round Metal Pin</b></p>  <p>Quantity _____ Fabric # _____ Size of shade _____ <b>PART# ROLL -102 SMALL</b> <b>PART# ROLL -- 102 BIG</b></p>
<p><b>F1</b> <b>Cont. Loop Std.brkt/ Bead chain bracket</b></p>  <p>Inside Mount, Outside mount, ceiling brackets, small diameter roll. Quantity _____ <b>PART# ROLL-103 (Loop Universal - 2 1/8")</b></p>	<p><b>F2</b> <b>Cont. loop Extension bracket/ Bead chain bracket</b></p>  <p>Inside Mount, Outside mount, ceiling brackets, Large diameter roll Quantity _____ <b>PART# ROLL-104 (Loop Ext. -- 3 1/8")</b></p>	<p><b>Bracket insert/white plastic insert/ insert pin</b> (All the above names can be used for this item)</p>  <p>Quantity _____ <b>PART# ROLL-105</b></p>	<p><b>Extension Brackets For Cassette System</b></p>  <p>Quantity _____ Width _____ <b>PART# GEN-004</b></p>	<p><b>CASSETTE SYSTEM Std. Brkts. (IB &amp; OB)</b></p>  <p>Quantity _____ Width _____ <b>PART# GEN-005</b></p>
<p><b>BRACKET # 163L</b></p>  <p><b>Inside Mount (IB)</b> - Spring Roller Standard roll - Spring Roller Reverse Roll - Small &amp; large diameter roll Quantity _____ <b>PART # ROLL-106</b></p>	<p><b>BRACKET # 641</b></p>  <p><b>Outside Mount (OB)</b> - Spring roller-Std Roll - Spring roller-Rev Roll - Ceiling Brackets - IB Extension Bracket - Small diameter roll Quantity _____ <b>PART# ROLL-108 (SPRING FOOTED 1 3/4")</b></p>	<p><b>BRACKET # 642</b></p>  <p><b>Outside Mount (OB)</b> - Spring roller-Std Roll - Spring roller-Rev Roll - Ceiling Brackets (Extension) - Large diameter roll Quantity _____ <b>PART# ROLL-109 (SPRING FOOTED EXT 2 3/4")</b></p>	<p><b>Other</b> (Specify if Spring Roller, Continuous Loop, Auto Stop or Cassette)</p>	
<p>CUSTOMER NAME: _____ DATE: _____ ACCOUNT: _____ CONTACT: _____ WORK ORDER # : _____ PHONE # : _____ APPROVED BY: _____ REQUESTED BY: _____</p>				
<p><b>CODE: A-_____ C-_____ D_____ F-_____ MW-_____ M-_____ S-_____ W-_____</b> <b>If none of the codes match please specify reason: _____</b></p>				